

Now Yesterday

Search:

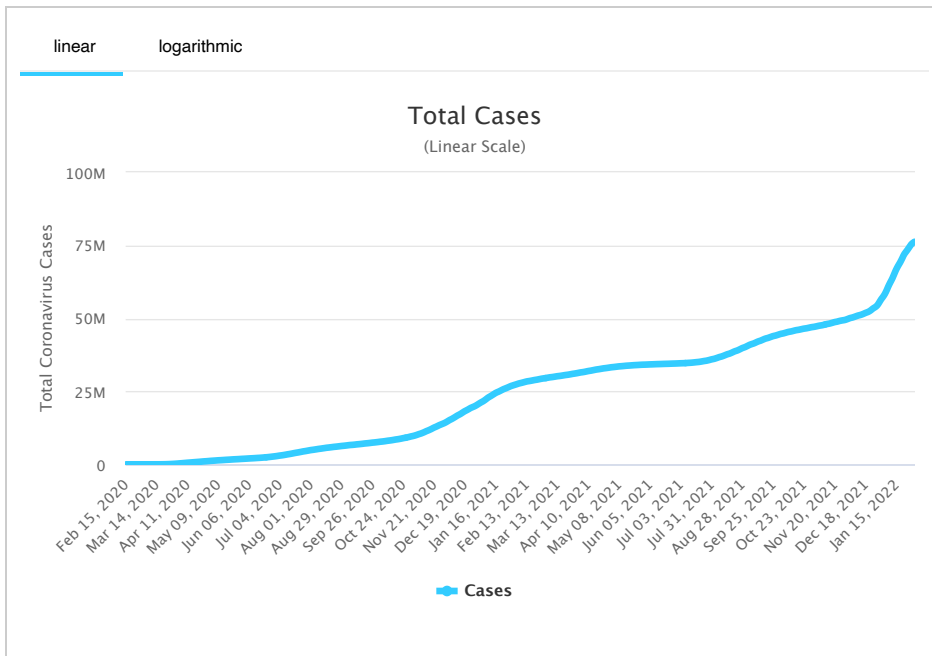
#	USA State	Total Cases	New Cases	Total Deaths	New Deaths	Total Recovered	Active Cases	Tot Cases/ 1M pop	Deaths/ 1M pop	Total Tests
	USA Total	76,222,215		910,104		46,242,222	29,069,889	230,277	2,750	902,011
1	California (/coronavirus/usa/california/)	8,112,740		80,330		N/A	N/A	205,322	2,033	135,111
2	Texas (/coronavirus/usa/texas/)	6,274,908		79,821		N/A	N/A	216,407	2,753	57,111
3	Florida (/coronavirus/usa/florida/)	5,583,984		65,265		3,678,818	1,839,901	259,989	3,039	51,411
4	New York (/coronavirus/usa/new-york/)	4,945,687		65,263		2,643,070	2,237,354	254,230	3,355	96,911
5	Illinois (/coronavirus/usa/illinois/)	2,920,971		34,704		2,066,036	820,231	230,509	2,739	51,211
6	Pennsylvania (/coronavirus/usa/pennsylvania/)	2,661,481		40,581		N/A	N/A	207,896	3,170	23,911
7	Ohio (/coronavirus/usa/ohio/)	2,580,405		33,071		2,249,029	298,305	220,753	2,829	21,011
8	North Carolina (/coronavirus/usa/north-carolina/)	2,421,799		20,757		1,926,579	474,463	230,910	1,979	24,511
9	Georgia (/coronavirus/usa/georgia/)	2,368,052		32,976		1,599,211	735,865	223,035	3,106	21,811
10	Michigan (/coronavirus/usa/michigan/)	2,258,465		32,263		1,421,905	804,297	226,144	3,231	22,711
11	New Jersey (/coronavirus/usa/new-jersey/)	2,111,856		31,442		1,250,352	830,062	237,763	3,540	17,111
12	Arizona (/coronavirus/usa/arizona/)	1,870,644		26,206		1,378,395	466,043	257,002	3,600	17,411
13	Tennessee (/coronavirus/usa/tennessee/)	1,844,780		22,452		N/A	N/A	270,132	3,288	11,611
14	Indiana (/coronavirus/usa/indiana/)	1,623,439		21,356		1,310,240	291,843	241,145	3,172	18,211
15	Massachusetts (/coronavirus/usa/massachusetts/)	1,611,594		22,034		N/A	N/A	233,818	3,197	39,111
16	Virginia (/coronavirus/usa/virginia/)	1,545,636		16,217		N/A	N/A	181,083	1,900	17,611
17	Wisconsin (/coronavirus/usa/wisconsin/)	1,516,628		12,374		N/A	N/A	260,480	2,125	14,611

18	South Carolina (/coronavirus/usa/south-carolina/)	1,385,019	15,480	903,871	465,668	269,003	3,007	14,9
19	Washington (/coronavirus/usa/washington/)	1,337,081	10,846	N/A	N/A	175,588	1,424	10,7
20	Missouri (/coronavirus/usa/missouri/)	1,329,935	17,124	849,129	463,682	216,693	2,790	13,6
21	Minnesota (/coronavirus/usa/minnesota/)	1,274,043	11,561	1,248,912	13,570	225,909	2,050	17,9
22	Colorado (/coronavirus/usa/colorado/)	1,253,042	11,554	741,224	500,264	217,590	2,006	15,9
23	Alabama (/coronavirus/usa/alabama/)	1,218,257	17,086	N/A	N/A	248,462	3,485	6,9
24	Louisiana (/coronavirus/usa/louisiana/)	1,170,212	15,674	N/A	N/A	251,724	3,372	13,7
25	Kentucky (/coronavirus/usa/kentucky/)	1,160,558	12,960	N/A	N/A	259,768	2,901	12,7
26	Oklahoma (/coronavirus/usa/oklahoma/)	976,914	12,044	N/A	N/A	246,884	3,044	5,1
27	Maryland (/coronavirus/usa/maryland/)	955,280	13,484	N/A	N/A	158,010	2,230	17,9
28	Utah (/coronavirus/usa/utah/)	885,523	4,118	701,013	180,392	276,212	1,284	8,8
29	Arkansas (/coronavirus/usa/arkansas/)	776,759	9,628	703,825	63,306	257,392	3,190	6,3
30	Iowa (/coronavirus/usa/iowa/)	771,360	8,501	554,515	208,344	244,483	2,694	8,2
31	Kansas (/coronavirus/usa/kansas/)	730,670	7,536	505,142	217,992	250,804	2,587	2,2
32	Mississippi (/coronavirus/usa/mississippi/)	727,418	10,935	572,098	144,385	244,416	3,674	5,5
33	Connecticut (/coronavirus/usa/connecticut/)	699,400	9,908	485,281	204,211	196,169	2,779	14,5
34	Nevada (/coronavirus/usa/nevada/)	656,898	8,951	470,701	177,246	213,268	2,906	6,5
35	Oregon (/coronavirus/usa/oregon/)	633,876	6,100	399,329	228,447	150,288	1,446	9,8
36	New Mexico (/coronavirus/usa/new-mexico/)	480,087	6,454	343,160	130,473	228,959	3,078	6,2
	West Virginia	446,771	5,763	425,518	15,490	249,294	3,216	5,4

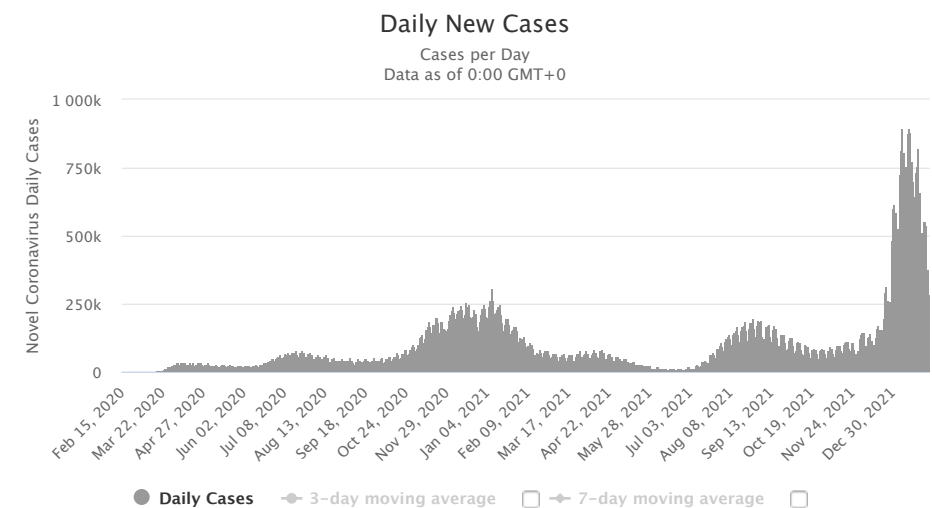
37	(/coronavirus/usa/west-virginia/)									
38	Nebraska (/coronavirus/usa/nebraska/)	439,326		3,666		N/A	N/A	227,111	1,895	4,9
39	Idaho (/coronavirus/usa/idaho/)	380,302		4,421		142,385	233,496	212,808	2,474	2,6
40	Rhode Island (/coronavirus/usa/rhode-island/)	343,779		3,316		N/A	N/A	324,515	3,130	7,2
41	New Hampshire (/coronavirus/usa/new-hampshire/)	276,856		2,209		264,211	10,436	203,614	1,625	4,2
42	Delaware (/coronavirus/usa/delaware/)	248,111		2,531		186,851	58,729	254,796	2,599	9
43	Montana (/coronavirus/usa/montana/)	242,180		3,000		220,573	18,607	226,595	2,807	2,5
44	South Dakota (/coronavirus/usa/south-dakota/)	226,413		2,650		191,524	32,239	255,933	2,996	2,0
45	North Dakota (/coronavirus/usa/north-dakota/)	223,720		2,093		216,178	5,449	293,572	2,746	6
46	Hawaii (/coronavirus/usa/hawaii/)	219,288		1,181		N/A	N/A	154,878	834	3,2
47	Alaska (/coronavirus/usa/alaska/)	209,564		1,052		146,014	62,498	286,468	1,438	3,9
48	Maine (/coronavirus/usa/maine/)	174,225		1,738		N/A	N/A	129,611	1,293	4,5
49	Wyoming (/coronavirus/usa/wyoming/)	146,505		1,625		139,371	5,509	253,136	2,808	1,3
50	District Of Columbia (/coronavirus/usa/district-of-columbia/)	129,817		1,284		N/A	N/A	183,942	1,819	2,8
51	Vermont (/coronavirus/usa/vermont/)	104,472		536		67,516	36,420	167,426	859	3,2
52	Puerto Rico	457,501		3,855		223,447	230,199	135,078	1,138	3,7
53	Guam	32,331		290		25,112	6,929			3
54	United States Virgin Islands	14,870		101		14,245	524			3
55	Northern Mariana Islands	4,908		23		4,143	742			
56	American Samoa	4				4	0			
57	Veteran Affairs	571,721		19,135		505,938	46,648			6,6
58	US Military	537,357		665		445,925	90,767			
59	Federal Prisons	66,856		291		N/A	N/A			1

60	Navajo Nation	49,766	1,616	46,290	1,860			4
61	Grand Princess Ship	122	7	115	0			
62	Wuhan Repatriated	3		3	0			
63	Diamond Princess Ship	46		46	0			
	Total:	76,222,215	910,104	46,242,222	29,069,889	230,277	2,750	902,0

Total Coronavirus Cases in the United States

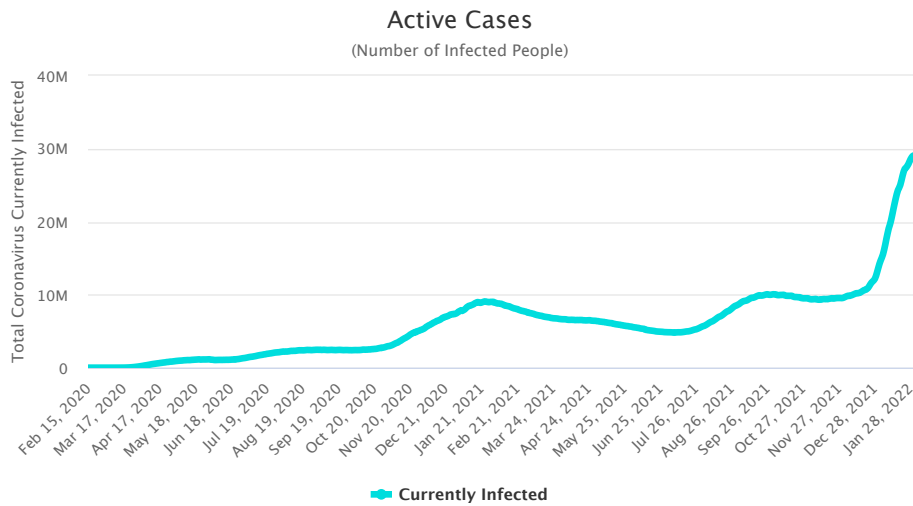


Daily New Cases in the United States

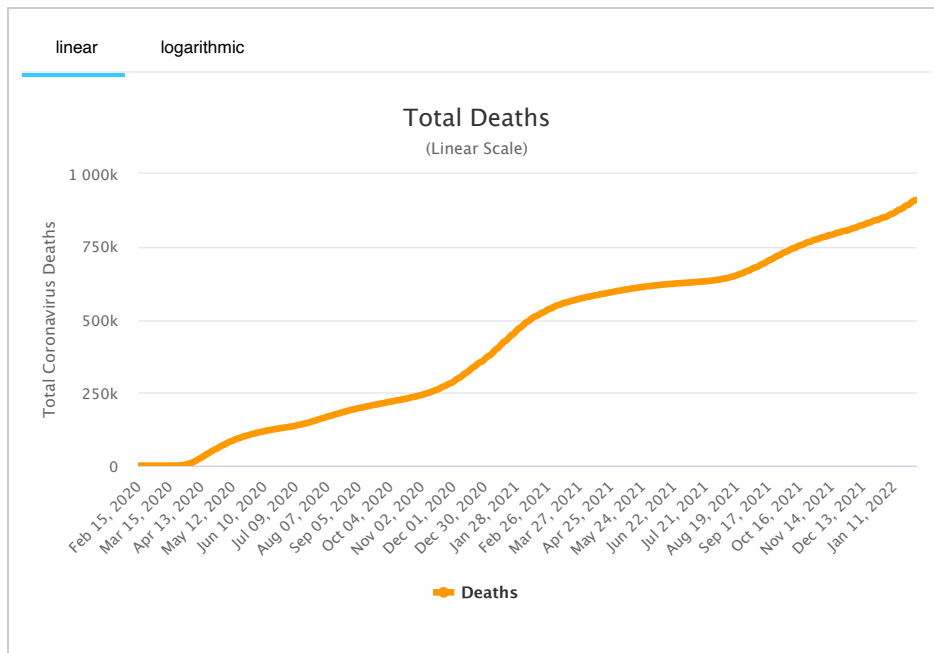


See also: [Daily Deaths Graph](#)

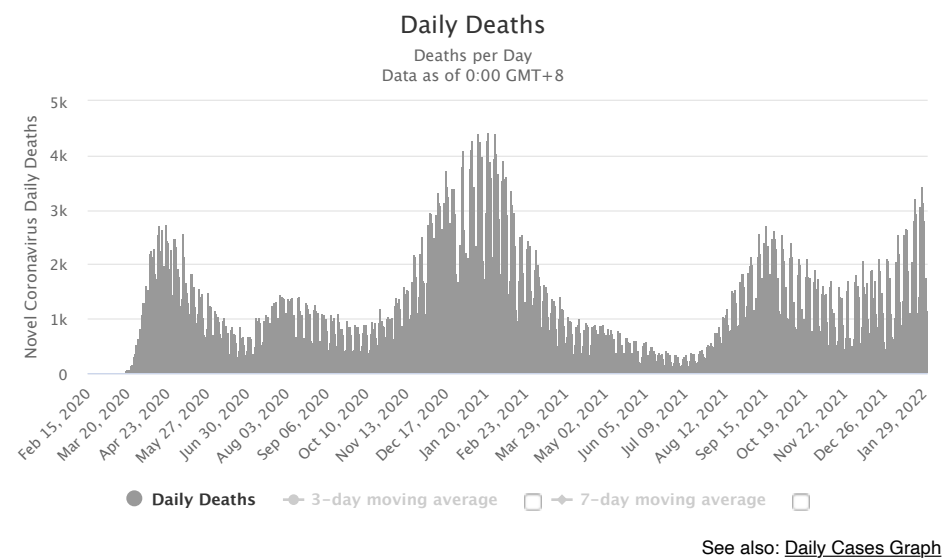
Active Cases in the United States



Total Coronavirus Deaths in the United States



Daily New Deaths in the United States



Latest News

January 31 (GMT)

Updates

- 274,266 new cases and 1,153 new deaths in [the United States \(/coronavirus/country/us/\)](#)

January 30

January 29

January 28

January 27

January 26

[View More News](#)

Historical account of the initial stages of the epidemic in the United States

Content:

- First 20 cases in the United States
- Progression of first suspected cases
- Timeline of initial events
- Sources for the historical account

First 20 cases in the United States

Information collected on the first 20 domestic cases (not including repatriated cases and Diamond Princess cruise ship evacuee cases) is presented in the table below:

State	Cases	Sex	Age	Date	Case #	Location	Source
Oregon	1			Feb. 29	17 th	Washington C.	
Washington	2			Feb. 29	18, 19 th		
	1	M	30s	Jan. 21	1 st	Snohomish	[7]
Illinois	1			Mar. 1	20 th		
	1	M	60s	Jan. 30	6 th	Chicago	[12]
	1	F	60s	Jan. 24	2 nd	Chicago	[8]
California	2	unkn.	unkn.	Jan. 26	3 rd , 4 th	Orange C., L.A.	[9]
	1	M	adult	Jan. 31	7 th	Santa Clara C.	[17][18]
	1	F	unkn.	Feb. 2	9 th	Santa Clara C.	
	1	M	57	Feb. 2	10 th	San Benito C.	
	1	F	57	Feb. 2	11 th	San Benito C.	
	1		65	Feb. 28	16 th	Santa Clara C.	
	1			Feb. 21	13 th	Humboldt C.	
	1			Feb. 21	14 th	Sacramento C.	
	1			Feb. 26	15 th	[Northern California]	
Massachusetts	1	M	20s	Feb. 1	8 th	Boston	[16]
Arizona	1	unkn.	student	Jan. 26	5 th	Maricopa County	
Wisconsin	1			Feb. 5	12 th	Madison	

Patients Under Investigation (PUI) in the United States

CDC in the early stages released information regarding the number of cases and people under investigation that was updated regularly on Mondays, Wednesdays, and Fridays. Below we provide the historical reports that we were able to gather in order to track the progression in the number of suspected cases and US states involved through time in the initial stages

As of Feb. 10:

<i>Number of U.S. States with PUI</i>	<i>36</i>
Positive	12
Negative	318
Pending (specimens awaiting testing)	68
TOTAL	398

As of Feb. 7:

<i>Number of U.S. States with PUI</i>	<i>36</i>
Positive	12
Negative	225
Pending (specimens awaiting testing)	100
TOTAL	337

As of Feb. 5:

<i>Number of U.S. States with PUI</i>	<i>36</i>
Positive	11
Negative	206
Pending (specimens awaiting testing)	76
TOTAL	293

As of Feb. 3:

<i>Number of U.S. States with PUI</i>	<i>36</i>
Positive	11
Negative	167
Pending (specimens awaiting testing)	82
TOTAL	260

As of January 31:

<i>Number of U.S. States with PUI</i>	<i>36</i>
Positive	6
Negative	114
Pending (specimens awaiting testing)	121
TOTAL	241

Previously, as of January 29, there were 92 suspected cases awaiting testing.

--	--

Number of U.S. States with PUI	36
Positive	5
Negative	68
Pending (specimens awaiting testing)	92
TOTAL	165

Timeline of Events

-  On January 31, HHS declared Coronavirus a Public Health Emergency in the US (<https://www.hhs.gov/about/news/2020/01/31/secretary-azar-declares-public-health-emergency-us-2019-novel-coronavirus.html>)
As of Jan. 31, the Wuhan coronavirus is officially a public health emergency in the United States, Alex Azar, secretary of the US Department of Health and Human Services (HHS), announced at a White House press briefing.
-  On Jan. 31, the U.S. Centers for Disease Control and Prevention (CDC) **issued a federal quarantine for 14 days** affecting the 195 American evacuees from Wuhan, China. Starting Sunday, Feb. 2, U.S. citizens, permanent residents and immediate family who have visited China's Hubei province will undergo a **mandatory 14 days quarantine** and, if they have visited other parts of China, they would be screened at airports and asked to self-quarantine for 14 days. The last time the CDC had issued a quarantine was over 50 years ago in the 1960s, for smallpox.
-  President Donald Trump signed an order on Jan. 31 for the U.S. to **deny entry to foreign nationals who traveled to China** within the preceding two weeks, aside from the immediate family of U.S. citizens.
- On Jan. 30, the CDC had confirmed the **first case of person to person transmission in the U.S.:** ^[12] the husband of the Chicago, Illinois case who had returned from Wuhan, China on Jan. 13 and who tested positive for the virus on Jan. 24).
- CDC stated on Jan. 30 that "It is likely there will be more cases of 2019-nCoV reported in the U.S. in the coming days and weeks, including more person-to-person spread."^[12]
- The virus had been confirmed in **5 states**.
- On Jan. 31, **New York City** health officials vehemently denied the rumor regarding a coronavirus case in the city. ^[13] On Feb. 1, however, the city's health commissioner did report that there was a test being performed on a person under 40 who had returned from China, developed matching symptoms, and tested negative to the seasonal flu.
- Most US patients had recently visited Wuhan.**
- All of the first five U.S. cases were described as **mild**.
- A study on the first US case of novel coronavirus detailed mild symptoms followed by pneumonia (https://www.cnn.com/2020/01/31/health/washington-coronavirus-study-nejm/index.html?utm_term=link&utm_medium=social&utm_content=2020-02-01T00)

U.S. Airlines suspended ALL flights between the U.S. and China

On Friday, January 31, Delta, American and United announced they would temporarily suspend all of their mainland China flights in response to the coronavirus outbreak.^[14]

Prior to this January 31 announcement:

- UNITED AIRLINES**
on Jan. 28 had announced it would cut 24 flights between the U.S. and China for the first week of February.
- AMERICAN AIRLINES**

on Jan. 29 had announced it would suspend flights from Los Angeles to Shanghai and Beijing from Feb. 9 through March 27, 2020. It will maintain its flight schedules (10 daily A/R) from Dallas-Fort Worth to Shanghai and Beijing, as well as from Los Angeles and Dallas-Fort Worth to Hong Kong.

- **DELTA**

had not adjusted its schedule of direct flights from the U.S. to China. It is the only airline with direct flights to not take action so far.

The White House was considering issuing a ban on flights between the United States and China, as of late Jan. 28^[11]. Italy has announced on January 31 that it was suspending all flights to and from China following the first 2 cases of coronavirus in Italy.

Travel Alert: Do Not Travel to China

- The U.S. State Department on January 30 issued a **Level 4: Do Not Travel to China Alert** (<https://travel.state.gov/content/travel/en/traveladvisories/traveladvisories/china-travel-advisory.html>) ^[4] (the highest level of alert).
- Previously, on January 29, the advisory was set at a lower "Level 3: Reconsider Travel" advising not to travel to Hubei Province: (Level 4) and reconsider travel to the remainder of China (Level 3).
- The CDC on Jan. 28 issued a Level 3 Warning (<https://wwwnc.cdc.gov/travel/notices/warning/novel-coronavirus-china>), recommending that travelers **avoid all nonessential travel to China** ^[5].

Screening incoming passengers at 20 airports in the U.S.

On January 17, the CDC announced that 3 airports in the United States would begin screening incoming passengers from China: SFO, JFK, and LAX ^[6] Other 2 airports were added subsequently, and on January 28, the U.S. Department of Health and Human Services (HHS) announced that 15 additional U.S. airports (bringing the total to 20) would begin screening incoming travelers from China.

Below is the complete list of airports where screening for the 2019 Novel Coronavirus (2019-nCoV) is in place:

- Los Angeles International (LAX)
- San Francisco International (SFO)
- Chicago O'Hare
- New York JFK
- Atlanta Hartsfield-Jackson International
- Houston George Bush Intercontinental
- Dallas-Fort Worth International
- San Diego International
- Seattle-Tacoma International
- Honolulu International
- Anchorage Ted Stevens International
- Minneapolis-St. Paul International
- Detroit Metropolitan
- Miami International
- Washington Dulles International

- Philadelphia International
- Newark Liberty International
- Boston Logan International
- El Paso International
- Puerto Rico's San Juan Airport

Sources for the historical account

1. Novel Coronavirus (2019-nCoV) situation reports (<https://www.who.int/emergencies/diseases/novel-coronavirus-2019/situation-reports/>) - World Health Organization (<https://www.who.int/>) (WHO)
2. 2019 Novel Coronavirus (2019-nCoV) in the U.S (<https://www.cdc.gov/coronavirus/2019-ncov/cases-in-us.html>) - U.S. Centers for Disease Control and Prevention (<https://www.cdc.gov/>) (CDC)
3. Symptoms of Novel Coronavirus (2019-nCoV) (<https://www.cdc.gov/coronavirus/2019-ncov/about/symptoms.html>) - CDC
4. China Travel Advisory (<https://travel.state.gov/content/travel/en/traveladvisories/traveladvisories/china-travel-advisory.html>) - U.S. State Department, accessed January 31, 2020.
5. Novel Coronavirus in China - Warning - Level 3, Avoid Nonessential Travel (<https://wwwnc.cdc.gov/travel/notices/warning/novel-coronavirus-china>) - CDC, January 28, 2020.
6. Public Health Screening to Begin at 3 U.S. Airports for 2019 Novel Coronavirus ("2019-nCoV") (<https://www.cdc.gov/media/releases/2020/p0117-coronavirus-screening.html>) - CDC January 17, 2020
7. First Travel-related Case of 2019 Novel Coronavirus Detected in United States (<https://www.cdc.gov/media/releases/2020/p0121-novel-coronavirus-travel-case.html>) - CDC, January 21, 2020
8. Second Travel-related Case of 2019 Novel Coronavirus Detected in United States (<https://www.cdc.gov/media/releases/2020/p0124-second-travel-coronavirus.html>) - CDC, January 24, 2020
9. CDC confirms additional cases of 2019 Novel Coronavirus in United States (<https://www.cdc.gov/media/releases/2020/s0126-coronavirus-new-cases.html>) - CDC, January 26, 2020
10. 2019 Novel Coronavirus (2019-nCoV) in the U.S. (<https://www.cdc.gov/coronavirus/2019-ncov/cases-in-us.html>) - CDC, Updated January 29, 2020
11. White House considers ban on flights to China amid coronavirus outbreak (<https://eu.usatoday.com/story/travel/news/2020/01/28/white-house-considers-ban-china-flights-amid-coronavirus-outbreak/4602839002/>) - USA Today, Jan. 28, 2020
12. CDC Confirms Person-to-Person Spread of New Coronavirus in the United States (<https://www.cdc.gov/media/releases/2020/p0130-coronavirus-spread.html>) - CDC Press Release, Jan. 30, 2020
13. NYC Officials Deny Report Of Coronavirus Amid Confusion (<https://www.forbes.com/sites/sergeiklebnikov/2020/01/31/nyc-officials-deny-report-of-coronavirus-amid-confusion/#351e47b5652c>) - Forbes, Jan. 31, 2020
14. Delta, American, United to suspend all China mainland flights as coronavirus crisis grows (<https://eu.usatoday.com/story/travel/2020/01/31/coronavirus-china-flight-ban-delta-cuts-all-flights-white-house/4620989002/>) - USA Today, Jan. 31, 2020
15. Secretary Azar Declares Public Health Emergency for United States for 2019 Novel Coronavirus (<https://www.hhs.gov/about/news/2020/01/31/secretary-azar-declares-public-health-emergency-us-2019-novel-coronavirus.html>) - U.S. Department of Health and Human Services (HHS), Jan. 31, 2020
16. Man returning from Wuhan, China is first case of 2019 Novel Coronavirus confirmed in Massachusetts (<https://www.mass.gov/news/man-returning-from-wuhan-china-is-first-case-of-2019-novel-coronavirus-confirmed-in>) - Massachusetts Department of Public Health, Feb. 1, 2020
17. County of Santa Clara Public Health Department Reports First Case of Novel (new) Coronavirus (<https://www.sccgov.org/sites/phd/news/Pages/novel-coronavirus-1-31-2020.aspx>) - Santa Clara County Public Health, Jan. 31, 2020
18. Coronavirus: First case confirmed in Santa Clara County (<https://www.mercurynews.com/2020/01/31/santa-clara-coronavirus/>) - Mercury News, Jan. 31, 2020

worldometer (/)

[about \(/about/\)](#) | [faq \(/faq/\)](#) | [languages \(/languages/\)](#) | [contact \(/contact/\)](#) | [report coronavirus cases \(/report_us/\)](#)

[\(/newsletter-subscribe/\)](#) <https://twitter.com/Worldometers> <https://www.facebook.com/Worldometers.info>

© Copyright Worldometers.info - All rights reserved - Disclaimer & Privacy Policy (/disclaimer/)





HOLISTIC DENTIST IN ENCINO

Don't grind down all your good tooth for "REPAIRS." You will have pain from the trauma. We save the good parts of your teeth

SCHED
O'M

